

Scaled data based on original data using  
LM-79-08 Approved Method: Electrical and Photometric Measurements of Solid-  
State Lighting Products

Test Report Prepared for  
Cooper Lighting Solutions  
(formerly Eaton)

Brand: McGRAW-EDISON

Report Number: P385919

Luminaire Tested: **GWC-SA1C-730-U-T2**

Issue Date: 3/3/2020

**Test Information**

Test Method: LM-79-08  
Report Number: P385919  
TEST IS SCALED FROM IESNA LM-79-08 TEST DATA (G2-1903-205-12)  
Test Lab: INNOVATION CENTER  
Issue Date: 3/3/2020  
Manufacturer: COOPER LIGHTING SOLUTIONS (FORMERLY EATON)  
Product Line: MCGRAW-EDISON  
Catalog Number: GWC-SA1C-730-U-T2  
Description: GALLEON WALL LUMINAIRE  
(1) 70 CRI, 3000K, 1050mA LIGHTSQUARE WITH 16 LEDS AND TYPE II OPTICS  
Light Source: -  
Ballast/Driver: ELECTRONIC DRIVER

**Summary**

Lumens per Lamp: N/A  
Luminaire Lumens: 6750 lumens  
Efficiency: N/A  
Efficacy: 114.4 lumens/watt  
Luminous Opening: Rectangular (W 0.5' x L: 0.5' x H: 0')  
IES Classification: Type III - Medium  
BUG Rating: B1 - U0 - G2

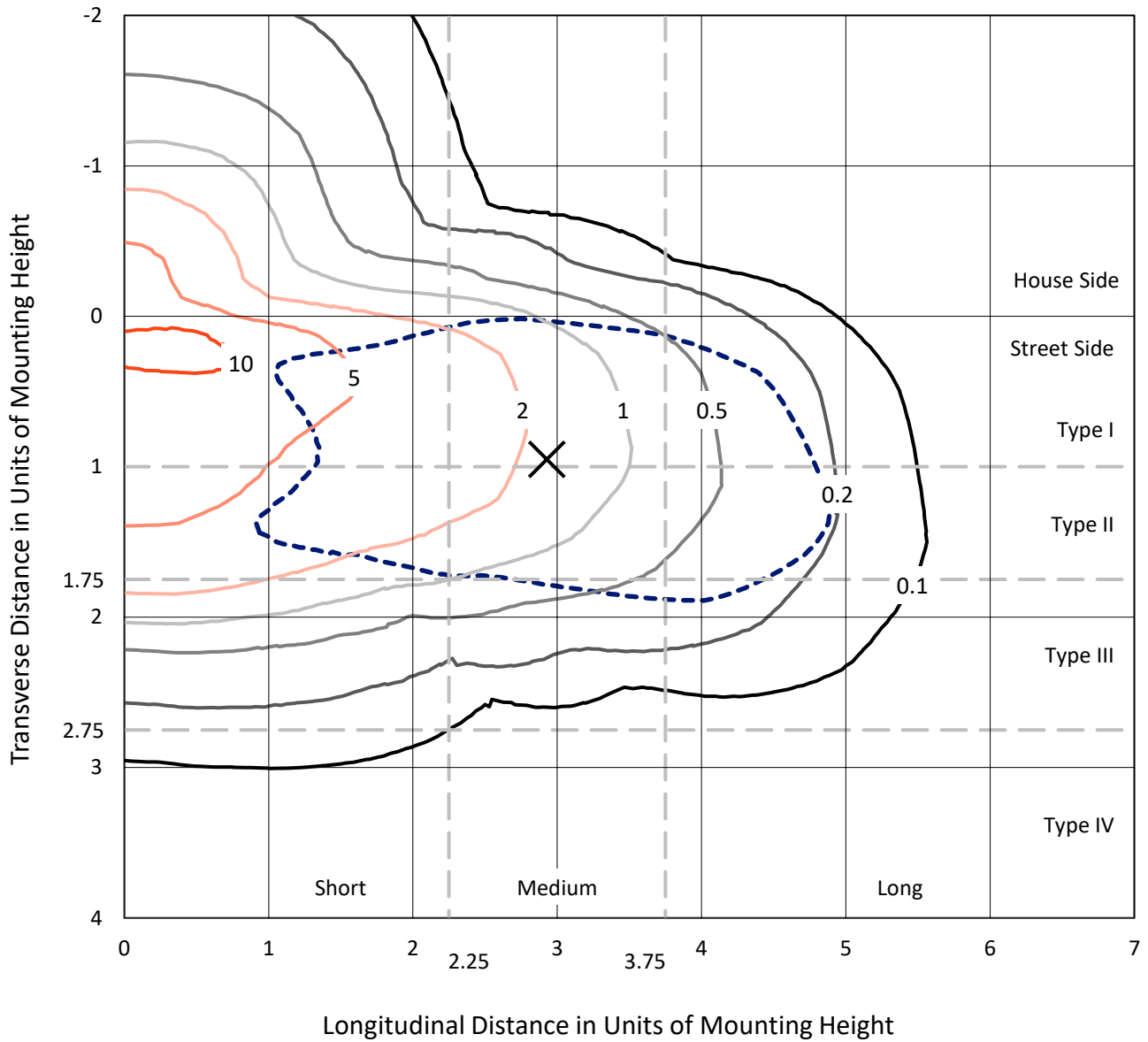
Input Watts (W): 59  
Input Voltage (V): NR  
Input Current (Ain): NR  
Voltage Rise (V): NR  
Power Factor: NR  
Total Harmonic Distortion (THDi): NR  
Frequency (hertz): 60  
Stabilization Time: NR  
Operation Time: NR  
Ambient Temperature (°C): NR  
Test Distance: 24 FT



REPORT NUMBER: P385919  
 CATALOG NUMBER: GWC-SA1C-730-U-T2

### Iso-Footcandle Lines of Horizontal Illumination

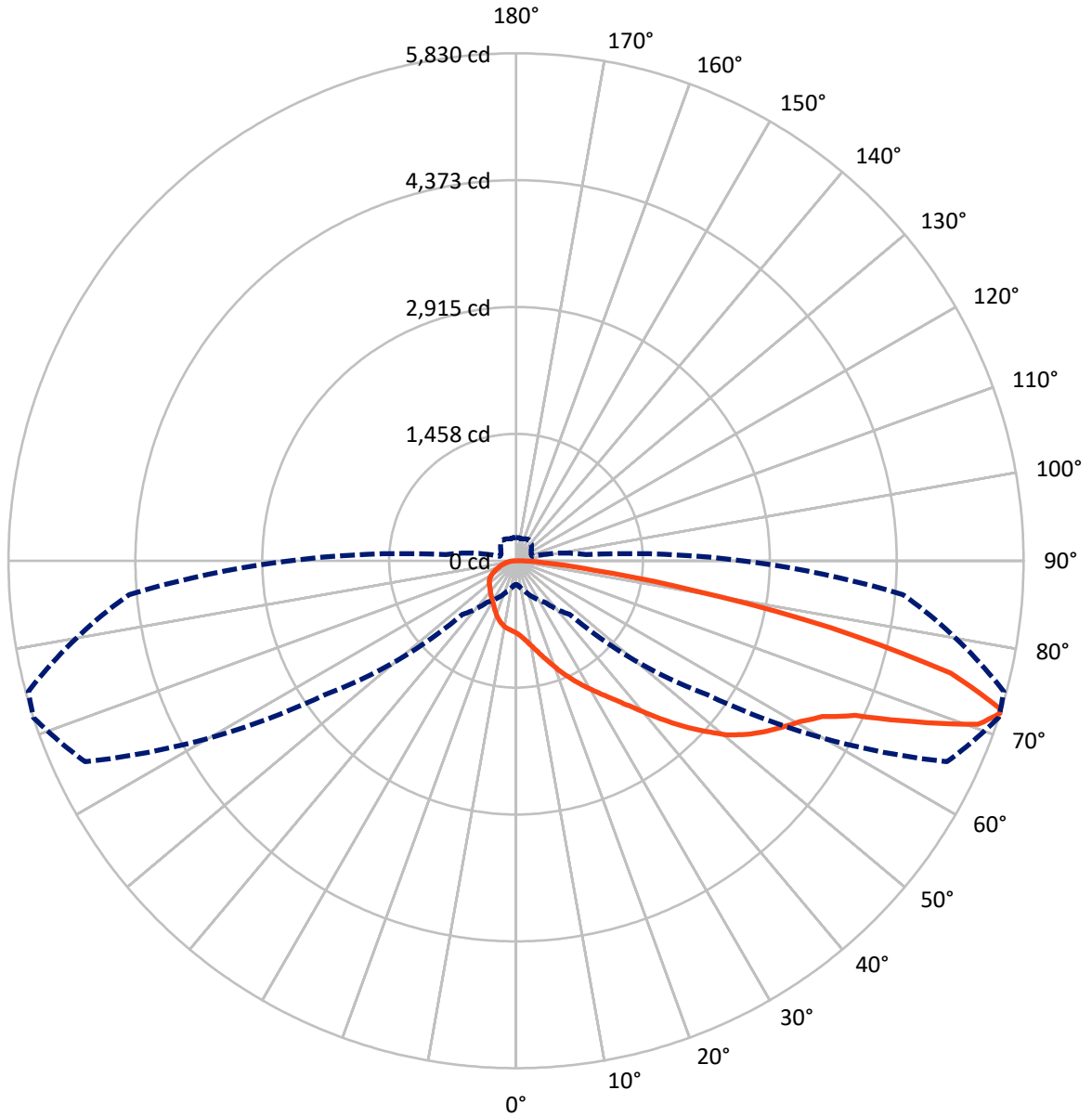
✕ Max cd  
 - - - 1/2 Max cd



Based on 10 foot mounting height. Maximum calculated value = 11.5 fc  
 Type III - Medium - N/A

REPORT NUMBER: P385919  
CATALOG NUMBER: GWC-SA1C-730-U-T2

### Luminous Intensity Polar Plot



— Vertical Plane Through 72-Deg Lateral    - - - Horizontal Cone Through 72-Deg Vertical

REPORT NUMBER: P385919

CATALOG NUMBER: GWC-SA1C-730-U-T2

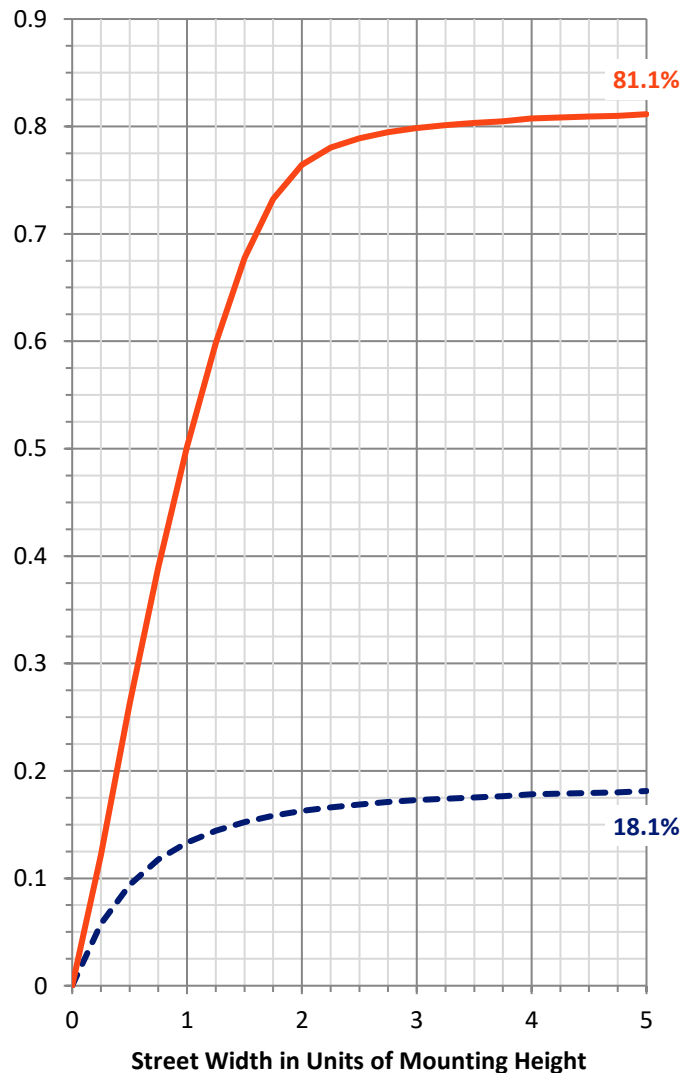
**FLUX DISTRIBUTION:**

		Downward	Upward	Total
<b>House Side</b>	Lumens	1252.2	0.0	1252.2
	% Fixture	18.6	0.0	18.6
<b>Street Side</b>	Lumens	5497.8	0.0	5497.8
	% Fixture	81.4	0.0	81.4
<b>Total</b>	Lumens	6750.0	0.0	6750.0
	% Fixture	100.0	0.0	100.0

**ZONAL LUMENS:**

Zone	Lumens	% Fixture
0°-10°	83.2	1.2
10°-20°	268.9	4.0
20°-30°	471.2	7.0
30°-40°	698.6	10.4
40°-50°	1021.8	15.1
50°-60°	1406.0	20.8
60°-70°	1565.3	23.2
70°-80°	1060.6	15.7
80°-90°	174.3	2.6
90°-100°	0.0	0.0
100°-110°	0.0	0.0
110°-120°	0.0	0.0
120°-130°	0.0	0.0
130°-140°	0.0	0.0
140°-150°	0.0	0.0
150°-160°	0.0	0.0
160°-170°	0.0	0.0
170°-180°	0.0	0.0
0°-90°	6750.0	100.0
0°-180°	6750.0	100.0

**Coefficient of Utilization**



REPORT NUMBER: P385919

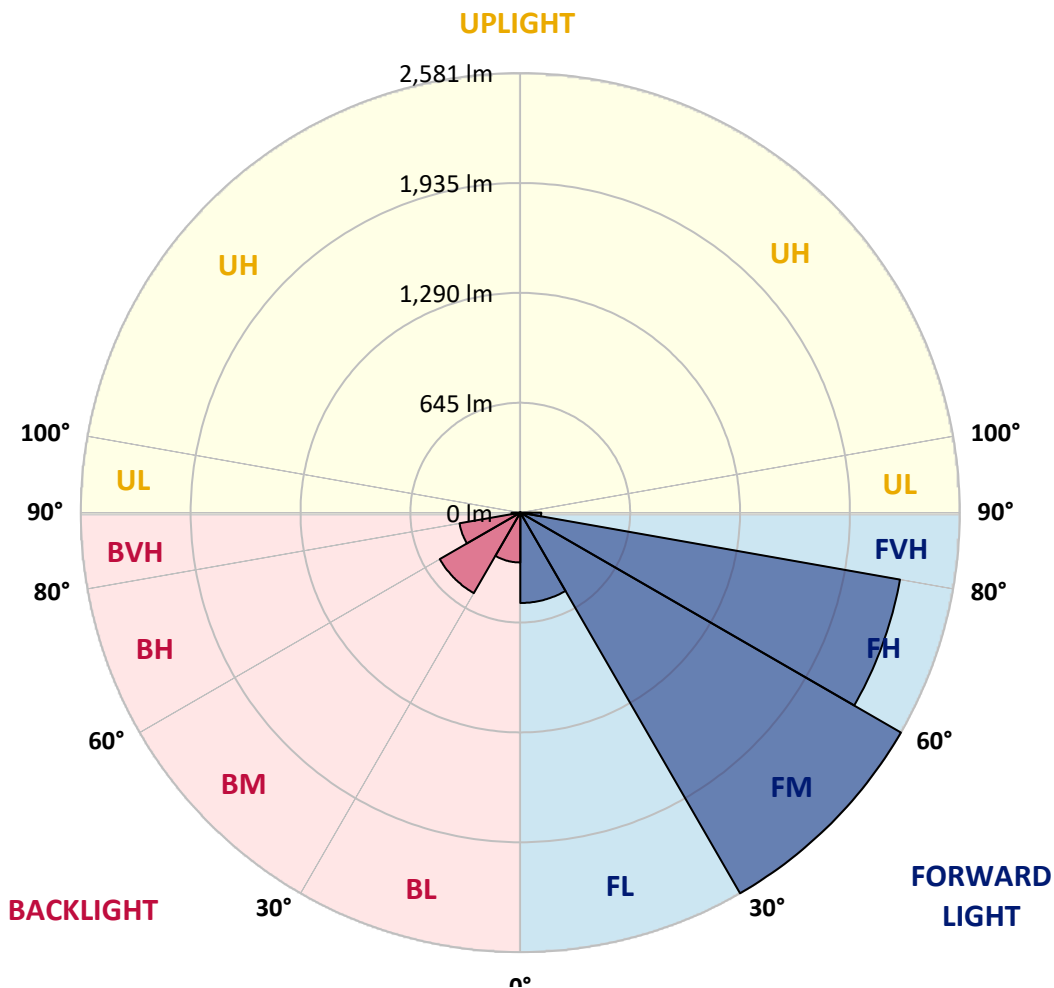
CATALOG NUMBER: GWC-SA1C-730-U-T2

**LUMINAIRE CLASSIFICATION SYSTEM LUMEN TABLE AND BUG RATING:**

Zone	Lumens	% Fixture	Zone Rating/Lumen Limit		
			B	U	G
FL (0°-30°)	530.6	7.9			
FM (30°-60°)	2580.6	38.2			
FH (60°-80°)	2263.7	33.5			G2/5000
FVH (80°-90°)	123.0	1.8			G2/225
BL (0°-30°)	292.7	4.3	B1/500		
BM (30°-60°)	545.8	8.1	B1/1000		
BH (60°-80°)	362.3	5.4	B1/500		G1/500
BVH (80°-90°)	51.4	0.8			G1/100
UL (90°-100°)	0.0	0.0		U0/0	
UH (100°-180°)	0.0	0.0		U0/0	

**BUG Rating: B1-U0-G2**

Type III Medium





REPORT NUMBER: P385919  
 CATALOG NUMBER: GWC-SA1C-730-U-T2

**CANDELA DISTRIBUTION (FULL):**

	0°	5°	15°	25°	35°	45°	55°	65°	72°	75°	85°
0°	830.4	830.4	830.4	830.4	830.4	830.4	830.4	830.4	830.4	830.4	830.4
2.5°	917.4	916.0	911.1	911.1	901.8	893.9	879.0	869.0	857.2	853.0	839.0
5°	1006.1	1006.6	1000.6	996.4	982.7	965.9	940.6	917.6	894.6	885.3	856.7
7.5°	1080.7	1079.8	1078.2	1074.7	1061.9	1044.7	1010.5	976.4	942.5	928.5	879.2
10°	1128.6	1130.7	1132.1	1133.7	1128.4	1116.1	1083.8	1042.2	997.8	978.7	906.2
12.5°	1152.8	1156.5	1163.0	1174.2	1183.0	1181.6	1158.1	1114.0	1061.2	1037.3	939.9
15°	1167.0	1171.8	1182.1	1202.1	1226.9	1241.1	1234.8	1194.9	1136.1	1106.5	981.0
17.5°	1175.8	1179.7	1195.6	1222.3	1259.2	1296.9	1313.4	1279.9	1220.7	1187.0	1028.2
20°	1181.8	1184.9	1204.6	1236.0	1283.9	1343.8	1389.9	1381.5	1313.9	1270.2	1077.5
22.5°	1195.3	1197.9	1216.7	1248.3	1301.3	1378.7	1463.5	1476.1	1412.2	1362.7	1130.2
25°	1233.0	1233.0	1248.8	1270.9	1320.6	1408.9	1525.8	1581.4	1512.6	1454.9	1179.1
27.5°	1304.8	1304.1	1309.9	1317.6	1355.2	1439.6	1581.4	1674.3	1616.7	1553.7	1226.5
30°	1389.9	1394.5	1395.2	1391.5	1409.1	1477.9	1632.7	1772.4	1721.5	1653.6	1275.0
32.5°	1499.3	1502.3	1498.9	1486.5	1484.0	1532.3	1683.2	1875.1	1834.9	1758.0	1319.4
35°	1638.3	1632.5	1621.6	1596.5	1572.5	1605.1	1740.8	1977.9	1962.3	1884.2	1380.6
37.5°	1787.3	1787.5	1774.0	1717.1	1684.1	1698.0	1820.3	2094.3	2116.4	2034.3	1458.9
40°	1906.7	1913.0	1921.4	1846.6	1803.8	1823.1	1921.4	2229.3	2298.6	2212.4	1560.9
42.5°	1990.2	1997.4	2021.1	1974.2	1929.8	1965.6	2040.4	2373.4	2503.1	2417.8	1680.4
45°	2078.5	2082.5	2099.2	2079.0	2050.6	2131.3	2174.5	2522.7	2719.5	2636.8	1814.0
47.5°	2171.5	2175.7	2192.9	2179.4	2164.5	2286.1	2314.4	2663.3	2926.8	2877.3	1956.7
50°	2286.3	2289.1	2305.3	2280.9	2285.6	2402.7	2439.4	2792.3	3144.1	3093.5	2099.9
52.5°	2442.9	2443.6	2466.2	2444.1	2422.3	2488.3	2547.1	2913.8	3314.5	3290.6	2243.1
55°	2565.7	2573.1	2647.0	2642.3	2629.8	2565.9	2637.0	3029.6	3466.5	3477.9	2395.1
57.5°	2487.3	2516.4	2666.1	2771.6	2874.3	2759.0	2758.6	3159.9	3607.8	3661.7	2562.2
60°	2178.4	2218.0	2438.5	2672.6	2994.0	3095.1	3011.0	3319.1	3750.5	3843.9	2771.6
62.5°	1555.8	1620.9	1919.8	2293.5	2829.9	3317.8	3524.6	3571.8	3944.6	4055.0	3043.7
65°	786.5	835.8	1086.3	1536.5	2261.0	3172.3	4082.9	4124.9	4281.8	4379.9	3462.8
67.5°	477.8	496.4	618.7	854.6	1386.1	2471.1	4265.1	5046.9	4934.4	4986.5	4060.3
70°	352.1	365.8	442.1	567.6	797.2	1450.0	3705.9	5704.9	5631.0	5625.2	4501.9
72°	274.3	284.2	351.6	458.6	582.9	869.9	2686.0	5462.0	5830.4	5801.1	4461.5
72.5°	260.1	268.9	330.3	431.6	550.8	788.6	2415.0	5298.2	5816.0	5802.8	4409.2
75°	204.8	211.0	244.5	333.8	431.1	447.4	1323.4	4105.9	5159.4	5373.9	3965.7
77.5°	169.4	170.4	188.0	242.9	336.1	316.3	650.1	2848.7	3694.5	3930.4	2809.2
80°	138.1	139.2	147.6	170.4	254.3	234.0	308.6	1638.1	2068.5	2071.1	1335.9
82.5°	109.9	110.2	119.5	124.6	182.7	167.3	176.9	769.1	903.9	869.5	480.2
85°	77.4	75.8	116.7	102.3	119.5	107.4	97.6	304.5	373.7	357.5	150.4
87.5°	25.8	26.7	51.8	66.2	69.7	60.9	43.5	116.7	141.1	139.9	47.6
90°	0.0	0.0	0.0	0.0	0.0	0.0	0.0	0.0	0.0	0.0	0.0



REPORT NUMBER: P385919  
 CATALOG NUMBER: GWC-SA1C-730-U-T2

**CANDELA DISTRIBUTION (continued):**

	90°	95°	105°	115°	125°	135°	145°	155°	165°	175°	180°
0°	830.4	830.4	830.4	830.4	830.4	830.4	830.4	830.4	830.4	830.4	830.4
2.5°	834.6	827.2	816.2	804.2	794.6	784.9	777.7	773.9	769.8	766.3	770.5
5°	843.4	829.5	806.3	783.5	766.7	751.9	741.2	735.6	730.5	727.0	727.5
7.5°	857.9	835.3	796.3	763.0	739.8	723.7	712.8	709.1	705.9	704.9	706.1
10°	873.2	840.0	783.0	738.9	712.4	699.1	694.2	696.8	699.1	701.2	703.5
12.5°	890.6	844.1	763.7	710.5	688.0	682.8	687.7	698.9	707.0	711.9	714.9
15°	913.4	847.9	741.4	682.1	667.0	672.8	689.3	708.6	722.8	731.9	733.3
17.5°	934.3	847.6	712.8	653.6	650.1	667.0	691.9	719.1	738.2	750.9	753.5
20°	955.9	841.3	679.6	625.7	632.9	660.8	693.1	725.8	748.8	763.7	767.2
22.5°	976.2	830.4	643.1	600.3	618.5	652.4	688.7	721.9	744.9	757.0	760.7
25°	989.9	811.4	606.1	579.0	605.7	642.2	674.2	701.0	718.2	724.2	725.1
27.5°	996.8	786.5	571.3	560.4	592.4	625.4	647.5	660.8	665.6	665.2	664.2
30°	997.8	753.7	541.3	545.3	577.1	600.8	611.3	608.7	602.4	591.7	592.7
32.5°	994.7	716.8	516.2	530.8	557.6	570.8	571.3	559.0	542.2	525.3	520.6
35°	995.7	680.5	494.1	514.6	533.9	539.7	534.3	516.2	493.4	471.6	466.9
37.5°	1005.9	648.9	475.1	495.7	507.6	509.0	501.3	482.3	465.5	444.1	442.3
40°	1030.3	626.4	456.9	474.6	481.3	482.0	471.1	457.6	459.0	447.6	447.4
42.5°	1074.2	616.6	440.9	452.5	456.7	458.1	449.7	441.1	453.2	445.8	443.2
45°	1130.9	618.9	427.4	430.9	438.6	445.1	440.0	429.5	434.2	401.8	391.2
47.5°	1196.5	633.8	416.7	412.3	425.6	437.9	430.0	414.2	397.7	365.6	359.5
50°	1273.2	656.8	407.0	393.9	411.4	428.1	420.2	397.7	372.8	357.2	355.1
52.5°	1353.1	684.9	397.2	373.7	393.5	420.7	416.7	393.9	363.3	347.9	345.1
55°	1443.8	713.3	384.9	350.3	374.2	417.2	415.1	380.5	356.1	347.5	345.4
57.5°	1556.5	745.6	368.6	325.8	356.1	404.6	398.1	372.3	348.6	342.1	341.4
60°	1703.4	793.2	345.1	299.8	334.0	385.3	384.0	360.5	336.8	332.1	331.2
62.5°	1923.7	872.0	312.8	273.8	309.3	352.6	365.4	344.4	324.2	324.0	324.5
65°	2265.4	990.6	277.7	251.0	284.5	324.9	343.7	327.9	311.4	316.1	316.8
67.5°	2661.4	1088.9	243.3	228.7	259.1	298.7	324.2	311.4	294.5	306.6	306.8
70°	2793.2	1001.0	213.1	206.6	232.9	273.3	303.1	293.3	276.1	288.2	287.0
72°	2599.4	808.1	193.6	189.9	213.1	252.4	284.2	276.3	259.4	267.5	264.5
72.5°	2538.2	770.5	188.7	185.7	207.8	247.1	279.4	272.2	255.2	262.2	259.4
75°	2264.2	669.1	162.2	162.9	181.3	221.0	251.9	249.6	232.2	232.9	232.0
77.5°	1642.3	490.6	136.7	141.3	154.3	194.3	224.3	222.9	203.8	200.3	199.6
80°	762.1	250.3	111.3	113.4	126.9	162.5	191.3	189.4	174.1	169.7	167.1
82.5°	261.0	119.0	83.7	85.1	98.3	130.9	165.9	164.8	152.0	143.4	138.1
85°	93.2	59.3	58.6	57.2	70.2	103.0	144.6	138.3	119.5	101.8	101.3
87.5°	30.2	25.3	30.2	30.0	40.9	69.7	105.1	89.5	86.7	72.0	70.7
90°	0.0	0.0	0.0	0.0	0.0	0.0	0.0	0.0	0.0	0.0	0.0



Signify Classified - Internal  
Cooper Lighting Solutions Photometric Lab  
1121 Highway 74 South  
Peachtree City, GA 30269

Scaled Data Report



Report Generated By 670245982

Signify Classified - Internal  
Cooper Lighting Solutions Photometric Lab  
1121 Highway 74 South  
Peachtree City, GA 30269

Scaled Data Report



Signify Classified - Internal  
Cooper Lighting Solutions Photometric Lab  
1121 Highway 74 South  
Peachtree City, GA 30269

Scaled Data Report



Signify Classified - Internal  
Cooper Lighting Solutions Photometric Lab  
1121 Highway 74 South  
Peachtree City, GA 30269

Scaled Data Report





--- HS    — SS

Signify Classified - Internal  
Cooper Lighting Solutions Photometric Lab  
1121 Highway 74 South  
Peachtree City, GA 30269

Scaled Data Report



u

Signify Classified - Internal  
Cooper Lighting Solutions Photometric Lab  
1121 Highway 74 South  
Peachtree City, GA 30269

Scaled Data Report



Signify Classified - Internal  
Cooper Lighting Solutions Photometric Lab  
1121 Highway 74 South  
Peachtree City, GA 30269

Scaled Data Report



(END OF REPORT)